

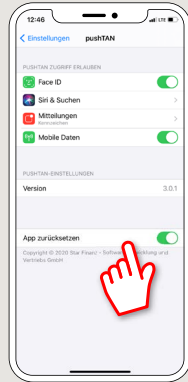
pushTAN: Set up smartphone

www.sparkasse-kraichgau.de/online



If you forget your password for the S-pushTAN app, or if your access is blocked due to entering an incorrect password, or you have a new smartphone, you can set up the S-pushTAN app again in just a few steps and connect it to your online banking.

1 A) You have a new smartphone: Download the S-pushTAN app to your new smartphone.



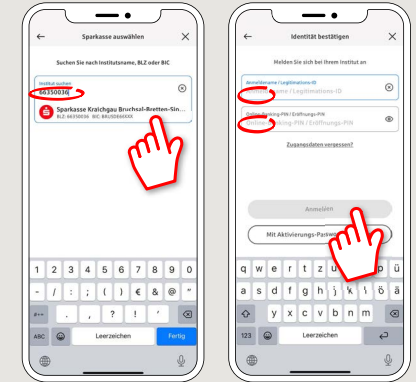
B) Forgotten password: Call up the pushTAN app in the settings of your smartphone and select „App zurücksetzen“. If available, delete the app from your phone's memory or switch your phone off and on again.

2 Start the app and tap „Jetzt einrichten“ → „Registrierungsdaten anfordern“ → „Weiter“ → „Weiter“ to allow the delivery of push messages.

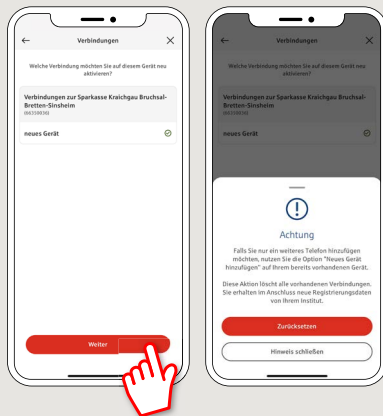
In the next step, enter a password for the app and confirm it by entering it again.

Then specify whether you want to open the app alternatively via TouchID or FaceID.

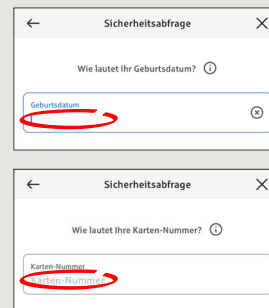
3 Choose your Sparkasse by entering its name or sort code (BLZ 66350036) and enter your access information for online banking.



4 Select the device „neues Gerät“ as the new connection and click „Weiter“.



5 Now answer the security questions. The card number is **not** your account number! You will find the card number on your Sparkasse card (debit card).



6 Now request the registration data by SMS. You will receive the SMS within a few seconds after request.

How to continue with SMS: tap the link in the SMS



7 Done! Your push-TAN connection has been set up successfully!

DO YOU HAVE ANY FURTHER QUESTIONS? WE ARE HAPPY TO HELP YOU.

Central service number: You can contact us at 07251 77-0 on Mon-Fri from 8 a.m. to 7 p.m.

Further information on our online services can be found at: www.sparkasse-kraichgau.de/online

YOU CAN ALSO CONTACT US AT:

Online banking support for private customers
Phone: 07251 77-3666
Service hours: Mon-Fri from 8 a.m. to 6 p.m.